

## QUARTERLY REPORT

OCTOBER – DECEMBER 2017

### Patron Encounter Stats

Type of Encounter	Sessions	Participants	Hours
Reference	68	98	25.15
Research Consultations / Mediated Searches	77	88	28.58
Instruction	8	448	24.75
Community Engagement*	3	265	50.5

\*Participation numbers may be estimated for community engagement events

In the second quarter of FY 2017-2018, the OUWB Medical Library recorded a total of 156 patron encounters. 57.05% of requests originated from medical students, 29.49 % from School of Medicine faculty, 0% from School of Medicine administration, 8.33% from School of Medicine staff, and 12.82% from Other (OU Faculty, Student, Staff, Public, etc.). These stats show a slight decrease compared to the encounter stats of the October-December quarter of 2016.

### New Library Consultation Calendar

The library's new [online consultation calendar](#) debuted in October, giving students access to a calendar that shows librarian availability and allowing them to easily schedule appointments. This has proved popular and is another option for reaching us.

### Use of Selected Resources

Name	Downloads Oct-Dec 2016	Downloads Oct-Dec 2017	% Change
AccessMedicine (Most heavily used resource: Junqueira's Basic Histology, 14e)	2,373	3,156	33.00%
ClinicalKey eBooks (Top 5 ebooks: The Medical Interview, Atlas of Human Anatomy, Netter's Clinical Anatomy, Thompson & Thompson Genetics in Medicine, The MGH Textbook of Anesthetic Equipment)	1,763	3,429	94.50%
JAMA & Archives Journal Collection (Note: Includes Beaumont Hospital use)	5,132	5,952	15.98%
LWW Total Access Journal Collection & Archive (Top 5: Medicine & Science in Sports & Exercise, Academic Medicine, Journal of Strength & Conditioning Research, Obstetrics & Gynecology, Circulation)	12,086	11,870	-1.79%
LWW Health Library	4,467	5,244	17.39%
New England Journal of Medicine	1,884	2,754	46.18%
Scopus Searches	1,337	1,466	9.65%
UpToDate	9,380	10,644	13.48%

## Use of Print Collection – Number of Books Re-shelved in the Medical Library Study Room

Despite the availability of electronic resources and assumptions we make of how “born digital” students access information, we are finding that the print collection of required and recommended textbooks and review materials is receiving extensive use.

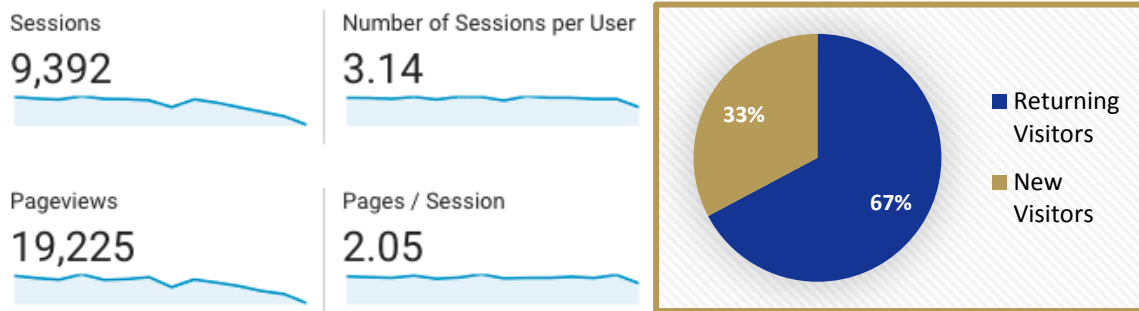
	2016-2017	2017-2018
July	3	33
August	326	176
September	306	293
October	333	432
November	222	333
December	158	223

## OUWB Interlibrary Loan & Document Delivery

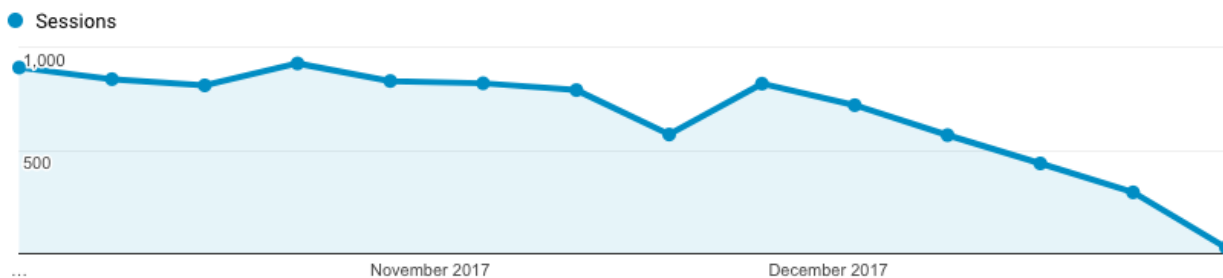
October – December 2017	Faculty&Staff	Students	Other	Total
University Library ILL & Document Delivery	12	21	-	33
Articles Supplied by Medical Library	1	1		2

## Website Usage

Between October and December 2017, the Medical Library website had 19,225 pageviews across 9,392 sessions for an average of 2.05 pages per session.



Traffic remained steady throughout the first half of the quarter, had a noticeable dip for Thanksgiving Break, then a steady decline through Winter Break.

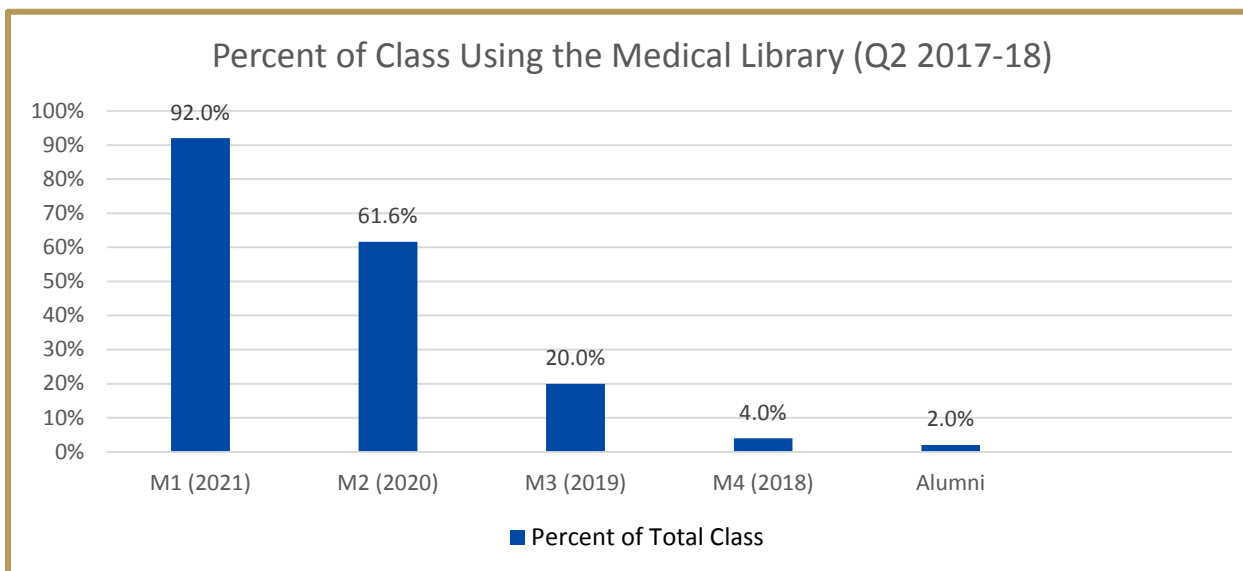


The most heavily used page was the homepage, followed by the database list and M1 textbooks.

Page Title	Pageviews	% Pageviews
1. <a href="#">Medical Library - OU Libraries</a>	9,466	49.24%
2. <a href="#">Databases - Medical Library - OU Libraries</a>	3,598	18.72%
3. <a href="#">M1 Textbooks - Medical Library - OU Libraries</a>	1,281	6.66%
4. <a href="#">Course Guides - Medical Library - OU Libraries</a>	1,111	5.78%
5. <a href="#">MDM1 9110 - Anatomical Foundations of Clinical Practice - OU Libraries</a>	626	3.26%
6. <a href="#">Review Resources - OU Libraries</a>	445	2.31%
7. <a href="#">Clerkship Textbooks - Medical Library - OU Libraries</a>	312	1.62%
8. <a href="#">M2 Textbooks - Medical Library - OU Libraries</a>	250	1.30%
9. <a href="#">Subject Guides - Medical Library - OU Libraries</a>	207	1.08%
10. <a href="#">iPhone &amp; iPad Apps - Medical Library - OU Libraries</a>	203	1.06%

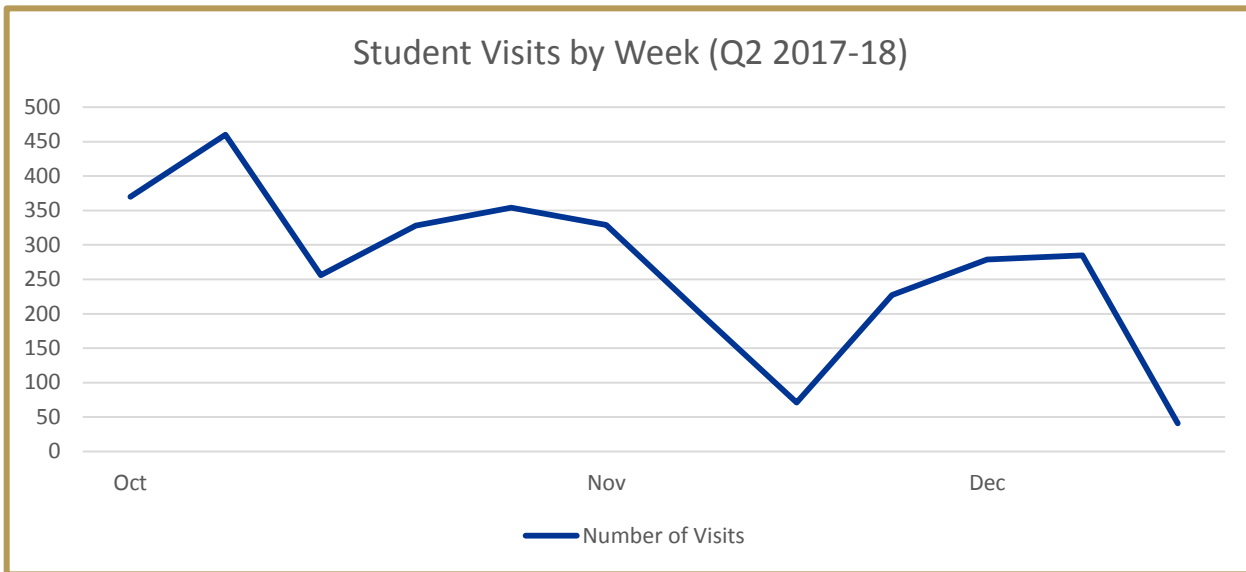
## Use of Medical Library Study Spaces

### Percent Utilization by Class



These percentages are derived from the number of unique students using the Medical Library spaces divided by their total class size.

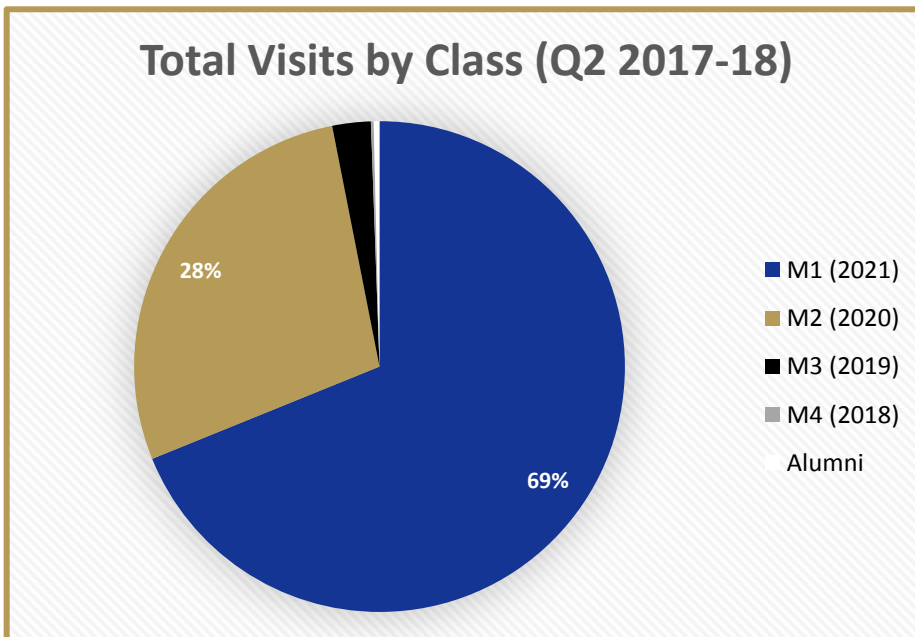
### Student Visits by Week



A 'visit' is defined as one or more card reader swipe per student per day.

### Total Student Visits by Class

Total Visits by Class (Q2 2017-18)	
Class	Number of Visits
M1 (2021)	2203
M2 (2020)	897
M3 (2019)	81
M4 (2018)	6
Alumni	12



## Printer Usage

With OUWB still providing free printing, the Medical Library is tracking the number of pages printed at our printing station. Below is the approximate number of pages printed for each month by medical students. It is worth noting that since last year we have switched from offering color prints to only offering black and white, which may account for the abrupt drop in printing usage compared to last year.

	2016-2017	2017-2018
July	3,610	6,788
August	24,469	12,549
September	25,821	13,161
October	19,527	14,954
November	21,753	16,067
December	4,687	8,829
January	15,869	
February	22,271	
March	10,298	
April	13,795	
May	6,770	
June	1,795	

## Facilities Improvements

Based on student input, we made the following improvements to our spaces and facilities:

- Lighting – Students commented on the dimness of the lights in the various study spaces, so we worked with Facilities to identify a “quick fix” and improved the brightness of the lighting by removing the covers on the overhead lights. We are also getting quotes for additional task lights for the individual study rooms and tables in the Collaborative Study Room.
- Wireless Access – Students also commented on slow wireless speeds and dropped connections, so we worked with UTS and Facilities to add another access point near the individual study rooms which seems to have resolved the issue.

## Major Expenditures/Acquisitions

Name	Format	Cost	%Change
AccessAnesthesiology [NEW]	Database	Redacted*	N/A
AccessMedicine – Case Files	Database	Redacted	Redacted
AccessNeurology	Database	Redacted	Redacted
AccessPediatrics	Database	Redacted	Redacted
AccessSurgery	Database	Redacted	Redacted
Annals of Internal Medicine (Shared with BH)	eJournal	Redacted	Redacted
Cochrane Library	EBM Database	Redacted	Redacted
DynaMed	EBM Database	Redacted	Redacted **
Henry Stewart Talks	Lecture Series	Redacted	Redacted
InCites Journal & Highly Cited Metrics	Metrics	Redacted	Redacted ***
JAMA Network (Shared with BH)	eJournal Package	Redacted	Redacted
McGraw Hill First Aid Review Library	eBook Collection	Redacted	Redacted
McGraw Hill Primary Care Library	eBook Collection	Redacted	Redacted
Scriver’s OMMBID	Database	Redacted	Redacted
Statistical Abstract	Database	Redacted	Redacted
<b>Total</b>		<b>\$112,564.37</b>	<b>4.14% average increase</b>

Note: Some price information is confidential and **may not** be shared outside the institution per our license agreements. The percentage increases are now being indicated – some of these increases are due to our increased class size; others are “normal” publisher increases, which often run considerably higher than inflation.

\* This is a new resource to support the Anesthesiology and Pain Management Clerkship. The price covers a 3-year subscription.

\*\* 3-year agreement. Single year renewal would have been a X% increase.

\*\*\* 3-year agreement to maintain lower inflationary increases.

## Information Mastery Instruction

### M1 Embark Course

- Developing Expert Searching Skills – On October 23, Misa Mi presented literature searching basics and demonstrated PubMed, Web of Science, ERIC, and CINAHL. This session focused on building skills in searching biomedical literature for student Capstone projects.
- Managing the Literature for your Capstone Project – On November 27, Stephanie Swanberg taught this session focusing on using MyNCBI and Mendeley to save and store literature for student Capstone projects and also reviewed the basics of the AMA citation style.
- Introduction to Systematic Review/Meta-Analysis – On November 29, Misa Mi presented a 2 hour workshop orienting M1 students to the fundamental principles/basic process in conducting a systematic review integrated into the M1 Embark course.
- M1 Research Question Form Review - On a rolling basis, Nancy Bulgarelli, Keith Engwall, Misa Mi and Stephanie Swanberg are reviewing the M1 students' Research Question Forms and providing written feedback on their literature search strategies and database selection. Student forms are divided and reviewed by the four library faculty based on the Personal Librarian Program groups.

### M2 Embark Course

- Best Practices for Writing an Abstract - This November 14 session outlined strategies for writing a concise, structured abstract for 20 minutes followed by time for students to draft abstracts for their Capstone projects. Keith Engwall led the didactic lecture portion in Stephanie's place and served as faculty facilitator during abstract drafting time.
- M2 Draft Project Abstract Review - Keith Engwall & Stephanie Swanberg reviewed student draft abstracts along with the two course directors and provided written feedback to approximately 32 students each.

### Art & Practice of Medicine Course

On October 19, Stephanie Swanberg presented this 30-minute session as part of the annual flu vaccine clinic for the M1 Students. It immediately followed the presentation on myths and facts of the flu and flu vaccine by an infectious disease physician. The session combined lecture, hands-on searching of MedlinePlus, and a role-playing activity.

### Integrated Evidence Based Medicine Course

Nancy Bulgarelli, Misa Mi, and Stephanie Swanberg continued monthly meetings with the other members of the EBM course planning team. The team reviewed and updated the course assessments including final exam and case presentation.

### Student InfoBite Lunch Series

The Medical Library continued its lunch series for students this quarter with the session:

- Exam Prep Resources for Basic Science & Organ System Courses - Held on November 14, Misa Mi led this InfoBite reviewing the major exam prep resources available from the Medical Library including USMLE Easy, ExamMaster, and others. 55 students attended.

## 2016 OUWB Publication Report

The library issued the final version of the 2016 OUWB Publication Report. The report contains 787 citations, including 445 peer-reviewed articles, 209 published meeting abstracts, 4 books, 66 book chapters, 5 MedEdPortal items, and 81 student-authored works. This final report included 51 items from the BRI report that had not been previously identified – primarily book chapters and other non-indexed materials.

## Faculty & Staff Scholarly Activity

### Presented Posters

- **Engwall K, Swanberg S**, Rivest R. Librarian Engagement in Curriculum Analysis through MeSH Mapping. Joint Conference of the Midwest Chapter/MLA and Michigan Health Sciences Libraries Association, Ypsilanti, MI, October 2017 (regional)
- **Swanberg S**, Rodriguez J. Reflecting on Five Years of Open Access Educational Programming on a University Campus. Joint Conference of the Midwest Chapter/MLA and Michigan Health Sciences Libraries Association, Ypsilanti, MI, October 2017 (regional)
- **Swanberg S, Mi M**. Integration of an Information Literacy Course into a Summer Research Program for High School Students. Joint Conference of the Midwest Chapter/MLA and Michigan Health Sciences Libraries Association, Ypsilanti, MI, October 2017 (regional)
- Taylor TAH, **Swanberg SM**. Effectiveness of Undergraduate Medical Student Peer Feedback in Research Presentations. Lilly Conference on Evidence-Based Teaching & Learning, Traverse City, MI October 2017 (regional)

### Conference Attendance, Faculty Development, Continuing Education Activities

- Nancy Bulgarelli attended Wayne State University's School of Information Sciences strategic planning retreat at Schoolcraft College on October 5, 2017
- Nancy Bulgarelli, Misa Mi, and Stephanie Swanberg attended the Joint Conference of the Midwest Chapter/MLA and Michigan Health Sciences Libraries Association in Ypsilanti, MI, October 14 – 16, 2017
- Stephanie Swanberg attended the Lilly Conference on Evidence-Based Teaching and Learning in Traverse City, MI, October 19 – 21, 2017
- Nancy Bulgarelli and Misa Mi attended the AAMC Annual Meeting in Boston, MA, November 3-7, 2017

## Faculty & Staff Service – New Appointments and Responsibilities

### Nancy Bulgarelli

- Member, Scholarly Communication Committee, AAHSL [National]
- Abstract Reviewer, Conference Submissions for the 2018 Medical Library Association Annual Meeting [National]
- Member, Higher Learning Commission Steering Committee, Oakland University

### Keith Engwall

- Course Director, M4 Elective: Advanced Experimental Design and Data Analysis for Future Residents, Oakland University William Beaumont School of Medicine
- Vice Chair, 2018 M2 Presentation Working Group
- Member, 2018 Medical Education Week Planning Committee, Oakland University William Beaumont School of Medicine
- Member, Poster Subcommittee, 2018 Medical Education Week Planning Committee, Oakland University William Beaumont School of Medicine
- Member, Faculty Advisory Board, PLEXUS Student Publication, Oakland University William Beaumont School of Medicine
- Member, MI Regional Peer Coaching Program [Regional]

### Misa Mi

- Abstract/Poster Reviewer, Conference Submissions for the CGEA Spring Meeting
- Abstract Reviewer, Conference Submissions for the 2018 AAMC Annual Meeting [National]
- Abstract/Poster Reviewer, Embark Capstone Research Colloquium, Oakland University William Beaumont
- Member, 2018 Medical Education Week Planning Committee, Oakland University William Beaumont
- Member, Embark Capstone Digital Poster Committee, Oakland University William Beaumont
- Member, Embark Capstone Research Colloquium Committee, Oakland University William Beaumont

## Stephanie Swanberg

- Abstract Reviewer, Conference Submissions for the 2018 Medical Library Association Annual Meeting [National]
- Member, 2018 Medical Education Week Planning Committee, Oakland University William Beaumont School of Medicine, OUWB
- Member, Poster Subcommittee, 2018 Medical Education Week Planning Committee, Oakland University William Beaumont School of Medicine, OUWB

## Events & Outreach

### South Oakland Shelter Health & Education Fair

On October 29, Nancy Bulgarelli and Stephanie Swanberg promoted easy-to-read, quality health information as part of an OUWB-sponsored community health fair at the South Oakland Shelter in Royal Oak as part of the school's 2018 Make A Difference Day activities.

### 5th Annual Open Access Week (October 23 – 27)

Stephanie Swanberg co-planned Open Access Week activities on OU's campus with Julia Rodriguez, Scholarly Communications Librarian at OU Libraries. Three educational events were sponsored with 42 total attendees:

- October 23 – Searching & Selecting OA Literature presented by Stephanie Swanberg
- October 26 – OA Café – Why Open Access Matters featuring a panel discussion with two OU professors who regularly publish open access: Valerie Palmer-Mehta, Professor, Communication & G. Rasul Chaudhry, Professor, Molecular Biology. Also featured a brief introduction by Julia Rodriguez and panel moderation by Stephanie Swanberg
- October 27 – Ditch the Textbook – Save your Students' Money & Adopt an Open textbooks presented by Julia Rodriguez and Caterina Pieri, Special Lecturer, Italian.



### 6th Annual Organ & Bone Marrow Donor Registration Drive (October 2 – 4)

Stephanie Swanberg again coordinated this event at OUWB as part of Michigan Libraries for Life. The library partnered again to host a dual drive to include bone marrow donor registration with three student groups – OUWB Student National Medical Association (SNMA), OU Minority Association of Pre-Medical Students (MAPS), OU Cancer Awareness Society – along with OUWB Diversity & Inclusion. The drive was hosted over three days with 34 volunteers who spoke with 345 people, registered 39 new organ donors and a record 50 new bone marrow donors!